

ALPHA™

A ROMAC ORIGINAL
2013 - ALPHA™
Patents Pending

WIDE RANGE RESTRAINT COUPLING

- Wide range covers DI through IPS PVC pipe diameters without having to change components.
- One piece, stab-fit installation.
- Cast components are high strength ductile iron.
- Working pressure: up to 350 psi.
- Accommodates 8 degrees of deflection (4 degrees on each end).
- Manufactured in the U.S.A.
- Patents Pending.
- Alpha is currently approved for use on:
 - ✓ Ductile iron
 - ✓ Cast iron (Classes A and B)
 - ✓ PVC IPS size (Sch 40, Sch 80 & SDR 21)
 - ✓ PVC C900 and C909



For other pipe materials, contact Romac at 1.800.426.9341, or go to: www.romac.com


INSTALLATION TIME IS A FRACTION OF OTHER RESTRAINT METHODS

6" SLEEVE AND TWO MJ RESTRAINERS



- 30 Minutes to install
- 29 Total parts to assemble
- 12 T-Bolts to torque
- 9 Radial bolts to torque
- 2 Gaskets to seat

6" COUPLING PLUS RESTRAINT SYSTEM



- 35 Minutes to install
- 33 Total parts to assemble
- 5 Coupling bolts to torque
- 4 Clamping bolts to torque
- 2 Gaskets to seat

ALPHA



- 3 Minutes to install
- 2 Nuts to torque
- 1 Piece (stab-fit)
- 0 Guess-work



ALPHA™

Wide Range Restraint Coupling

Material Specifications

CASTINGS: All cast components (end rings, center ring and bolt guides) are ductile iron, meeting or exceeding the requirements of ASTM A 536, grade 65-45-12.

GRIPPERS: Ductile (nodular) iron, meeting or exceeding ASTM A 536, grade 65-45-12. Machine sharpened and heat treated.

GASKETS: Nitrile butadiene rubber (NBR) compounded for water and sewer service in accordance with ASTM D2000.

DRAW-HOOK FASTENERS: 304L stainless steel.

RAMP RUNNERS: Reinforced nylon.

BOLTS & NUTS: 304 stainless steel, 5/8-11 bolts with heavy hex e-coated nuts. Fasteners provided with anti-galling protection.

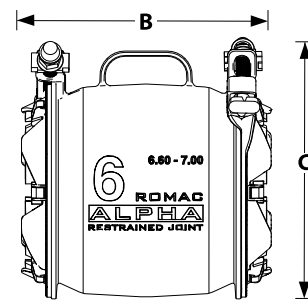
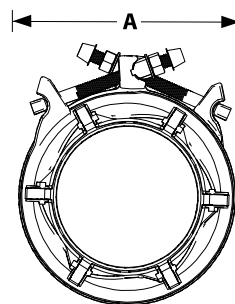
COATINGS: Center ring fusion bonded epoxy in accordance with AWWA C213 and NSF 61 certified. End rings are e-coated epoxy. Grippers are shop coat.

WORKING PRESSURE: up to 350 PSI.



ALPHA™

WIDE RANGE RESTRAINT COUPLING



NOMINAL PIPE SIZE	O.D. RANGE (inches)	CATALOG NUMBER	DIMENSIONS			ALLOWABLE DEFLECTION (DEGREES)	LIST PRICE	APPROX. WEIGHT (lbs.)
			A O.D.	B LENGTH	C HEIGHT			
4"	4.50 - 4.90	ALPHA-A - 4.90	9.18	11.85	10.53	8	\$370.00	40
6"	6.60 - 7.00	ALPHA-A - 7.00	10.33	11.98	12.77	8	480.00	50
8"	8.60 - 9.10	ALPHA-A - 9.10	13.45	13.19	15.67	8	545.00	75
10"	10.75 - 11.20	ALPHA-A - 11.20	15.54	12.74	17.61	8	705.00	95
12"	12.75 - 13.30	ALPHA-A - 13.30	17.59	13.30	19.73	8	830.00	100

To Order: Determine the O.D. of the pipes to be coupled, and select coupling size which covers the pipe diameters of both pipe ends. Specify Alpha Catalog Number [shaded number in table above].

Example: To couple 8" DI and 8" IPS PVC Pipe order **ALPHA-A-9.10**